

# Pacific Modular Tanks



## “Tru Blue Value” Water Storage

Our Pacific Modular brand traditional corrugated style tank is guaranteed\* and has a number of features that set it apart from other steel tanks.

Our steel roof and walls are **stronger and thicker** than ordinary tanks.

We use special **flanged tank bolts and nuts** ensuring secure and easier construction.

Additionally included in our tank is a **machined structural – steel** roof edge for extra stability.

*Altogether you get a tank that is very strong and an asset that will last.*

Our tank package includes a **Dome style roof, Leaf filter basket, “Vermin-Out”, Lockable Access Hatch, 50mm Outlet and Valve, and an Overflow with discharge pipe.**

You have a choice of a “Potable” membrane (food contact grade for drinking water) or an “Ag” grade protective membrane (livestock, garden etc.), which protects your tank so it *can't rust, leak or crack like ordinary tanks.*

A range of optional accessories are also available including: Ladders, Level Indicators, Extra outlets or overflows and larger outlets or overflows.

We can offer the traditional B.H.P. silver mill-finish or a range of Colorbond™ colours.

Your PACIFIC MODULAR TANK can be supplied in kit form for your easy installation, without foregoing all your warranty. Or an installed service can be arranged.

# Pacific Modular Tanks

Ask anyone bought up in the country and they will tell you that nothing compares with the taste of pure fresh rainwater. Totally natural without any added chemicals or bore water taste and smells. It is the way nature intended us to drink it ... clean, clear, healthy and refreshing. Storing this precious resource is a major decision when considering either establishing a new property or adding to existing supplies and is more than a price decision alone. We're really talking about investing in your family's future lifestyle and health, while giving you value for money.

## "True Blue Value"

We are proud to introduce our range of **PACIFIC MODULAR WATER TANKS** designed specially for diverse Australian conditions and beyond. There is a Pacific Modular Tank for your every need, from home & horticulture to livestock and more.



*Illustration of Cone style roofed tank.*

## WHAT SIZE TANK DO YOU NEED?

### ▶ THE RIGHT CAPACITY

Many are rightly concerned about running out of water during a long hot summer or at any time. With more than 12 years experience in the industry, PMT's trained staff will be pleased to work with you to establish just what size tank you need.

We will recommend the right tank, the right size, and the right location for your home and family's needs. Also, for graziers, farmers and commercial needs.

With over 30 models to choose from Pacific Modular Tanks really offer the flexibility in the design you require.

### ▶ THE RIGHT DESIGN

Pacific Modular Tanks are designed and manufactured with built in safeguards to ensure you and your family enjoy the best nature provides.

The protection started from the design.

Meticulous engineering standards are set and adhered to. You can feel assured that your tank has been designed to last and complies with many Australian Standards. We have incorporated into every Pacific Modular Tank the superior filter basket device to promote water quality.

### ▶ RIGHT FOR YOU

Pure fresh drinking water is important to your family's health - and nothing beats the taste of fresh, free rainwater. At PMT Water Engineering we make it as easy as possible for you and your family to enjoy "Nature's Finest"

### ▶ THE RIGHT QUALITY

Quality is not an option at PMT Water Engineering, that's why we guarantee\* every Pacific Modular Tank, to give you total peace of mind.

We use fully corrugated steel wall panels in our entire Pacific Modular Tank range. Fully corrugated steel wall panels have been in tank construction for over a hundred years and have proven to be strong and durable. The walls act to evenly distribute wind or earth movement, the major causes of damage to ordinary or flat wall structures.

### ▶ THE RIGHT SERVICE

With more than 12 years experience in the industry, we can confidently handle your requirements.

Our skilled staff at every level of the organization are committed to you. We are able to provide assistance both on site and in house.

### ▶ THE RIGHT LOCAL EXPERTS

Our organization reaches out to the household and business community at large with a network of PMT Water Engineering approved dealers and installers who are responsible for the onsite management, installation and maintenance of your Pacific Modular Tank. Dealers and installers are strategically positioned throughout Australia to respond quickly, confidently and completely to any enquiries you may have.

**Remember - Your concerns are our concerns.**

# "True Blue Value"

A roof for your every requirement

pmt water  
engineering



solutions for liquid management

## ▶ PACIFIC MODULAR SELF SUPPORTING CONE STYLE ROOF

The Pacific Modular Cone Style Roof is a totally self-supporting structure. The unique support system is designed to evenly distribute the structure's mass, eliminating the need for a central support pole that would normally be in contact with the water. This eliminates water corrosion and prevents fouling of the water.

### OTHER FEATURES OF THE CONE STYLE ROOF:

- ✓ BHP Zinalume panels for long life in moist conditions.
- ✓ Superb performance in high winds. Cyclonic rated models available.
- ✓ Heavy duty internal structure.
- ✓ All fittings are hot dipped galvanised.
- ✓ 15 degree pitch prevents build up of airborne matter on the roof.
- ✓ Ventilation in the roof allows control of condensation, prolonging the life of the roof.
- ✓ Roof panels are pre-cut to size to suit your tank
- ✓ Can be custom pre-made to suit existing tanks.
- ✓ Guaranteed\*
- ✓ Colorbond™ Colours available.
- ✓ Excellent appearance.



Illustration of Cone style roofed tank.

## ▶ PACIFIC MODULAR SELF SUPPORTING DOME STYLE ROOF

The Pacific Modular Dome Style Roof, like the Cone Style Roof, is totally self-supporting using a tried and proven truss system. The roof design generally eliminates the need for a central pole therefore preventing a possible corrosion point. The arched profile helps to prevent build up of airborne matter on the roof, but may require cleaning in heavily timbered areas.

### OTHER FEATURES OF THE DOME STYLE ROOF:

- ✓ Lower profile ensures tank does not obscure
- ✓ BHP corrugated roof sheets for excellent life expectancy in moist conditions.
- ✓ Trusses hot dipped galvanised to prevent corrosion.
- ✓ Custom made to suit existing tanks.
- ✓ Cost effective alternative to Cone Style Roof.
- ✓ Guaranteed\*
- ✓ Colorbond™ colours available.



Illustration of Dome style roof with optional Colorbond finish.

## Pacific Modular Series 225 Corrugated Tank Sizes

MODEL	GALLONS	LITRES	DIAMETER	HEIGHT
PMT 8/225	8,200	37,000	4.6m	2.25m
PMT 12/225	12,000	54,000	5.5m	2.25m
PMT 15/225	15,900	72,000	6.4m	2.25m
PMT 20/225	21,250	96,000	7.4m	2.25m
PMT 25/225	26,750	121,000	8.3m	2.25m
PMT 30/225	32,850	149,000	9.2m	2.25m
PMT 40/225	41,200	187,000	10.3m	2.25m
PMT 50/225	55,900	254,000	12m	2.25m

All figures nominal sizes only – Other sizes and heights available

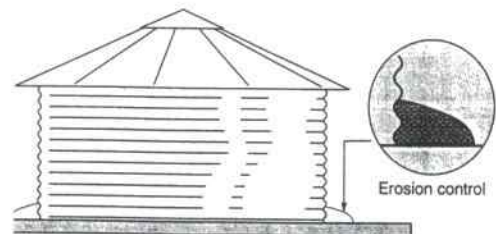
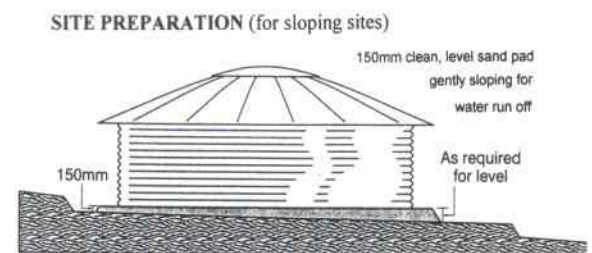
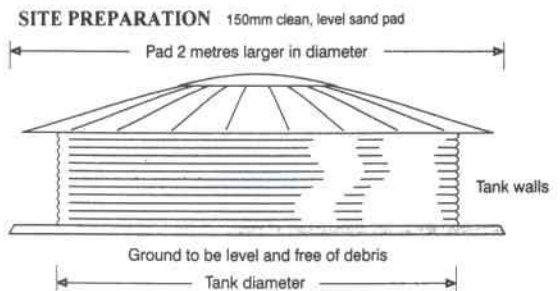
### PACIFIC MODULAR TANK SAND PAD PREPARATION DETAIL

Your Pacific Modular "TRU BLUE VALUE" Water Tank has been designed and engineered to withstand the combined effects of water pressure and earth movement under normal conditions.

*This is how simple the site preparation is:*

All you need to do is prepare a **CLEAN, LEVEL SAND PAD**, a minimum of **150mm (6") deep** and **2 metres larger** in space than the tank diameter on level ground free of vegetation.

TANK	DIAMETER	PAD SIZE	SAND REQ'D
PMT8	4.56m	6.56mX150mm	5.07m <sup>3</sup>
PMT12	5.48m	7.48mX150mm	6.59m <sup>3</sup>
PMT15	6.39m	8.38mX150mm	8.29m <sup>3</sup>
PMT20	7.38m	9.38mX150mm	10.18m <sup>3</sup>
PMT25	8.22m	10.22mX150mm	12.30m <sup>3</sup>
PMT30	9.39m	11.30mX150mm	14.59m <sup>3</sup>
PMT40	10.04m	12.04mX150mm	17.07m <sup>3</sup>
PMT50	11.87m	13.87mX150mm	22.65m <sup>3</sup>



**NOTE:** It is very important to place a 300mm wide layer of anti erosion control material, such as free draining blue metal or gravel around the tank after construction is completed to preserve any Warranty\* This will ensure erosion is minimised and vermin will be deterred from burrowing under the tank.

\* Warranty is provided for all our tank range for your peace of mind. Actual details vary from tank type, membrane - liner selection and end use application. Eg ; household, agricultural or industrial uses. A copy provided with sale or on request.

**Our warranty is our written bond with you. Our performance record is for your peace of mind.**

All Trade Mark rights reserved. PACIFIC MODULAR™, TRU BLUE™, TRU BLUE VALUE™, and VERMIN—OUT™ are trade marks of PMT Water Engineering.